


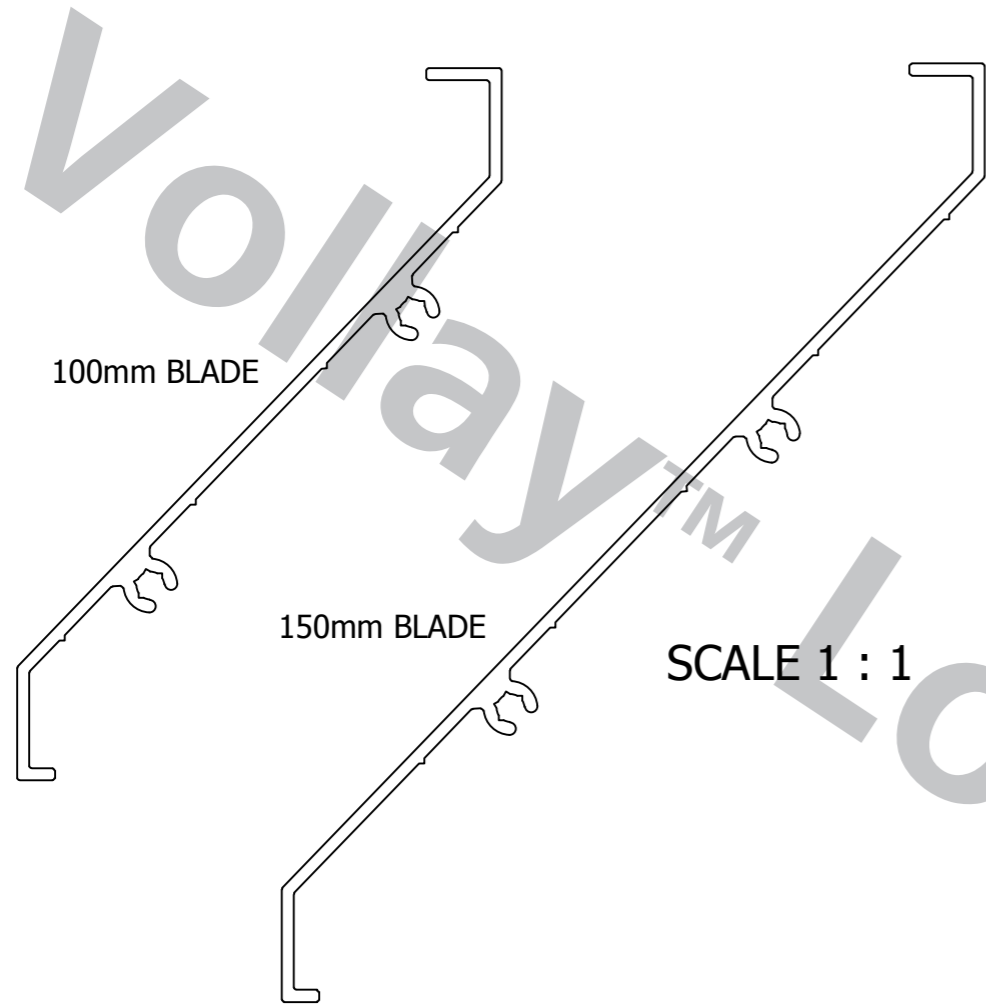




Perimeter =
Area =

Material =
Temper =

Mass =



TYPE 1 PANELS MOUNTED
IN OPENINGS IN CONCRETE
WALLS IN CARPARK

NOTES:-

1. BLADES SHOWN IN PANELS ARE 100mm.
2. BLADE SIZE AND PITCH CAN BE VARIED TO GIVE REQUIRED LEVEL OF COVERAGE.
3. ALL DIMENSIONS TO BE CONFIRMED ON SITE BEFORE PRODUCTION CAN COMMENCE.
4. PANELS HAVE 28mm FLANGE - ALL SIDES.

Description V1000 Vent LOUVRE

Job COMMERCIAL

Date Drawn 22-01-09

Part Number VARIOUS

Drawn By JW / MPJ

Scale

Drawing Number NYA/2

